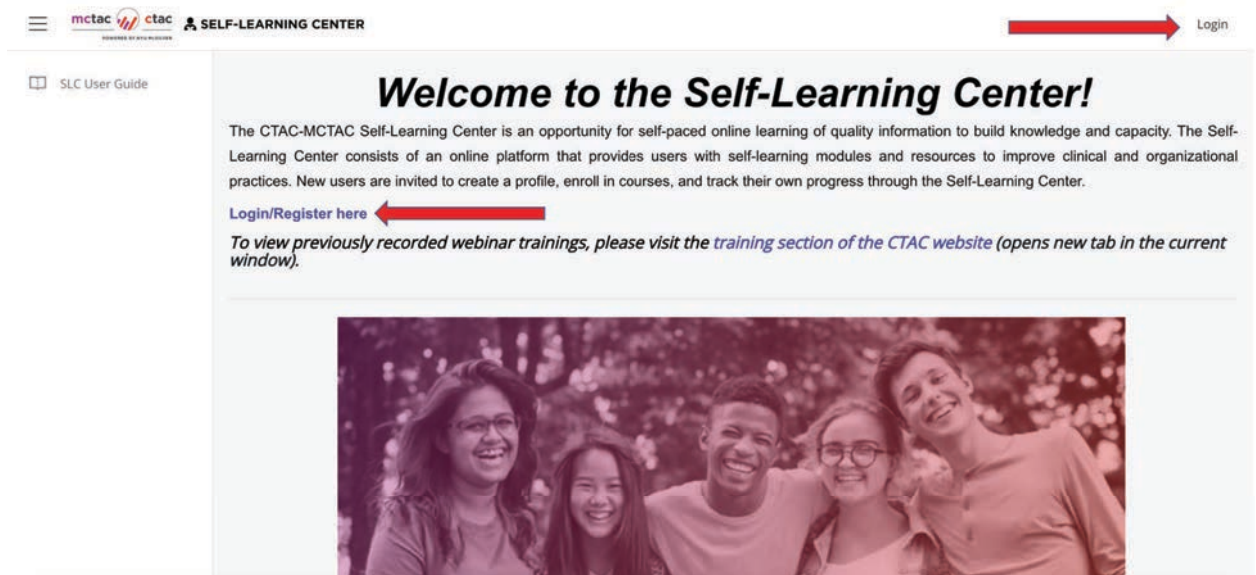


CRPA-Family Training Modules

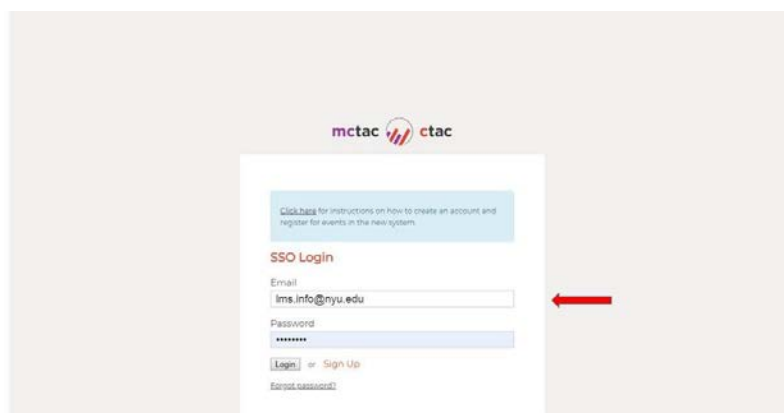
Here is your guide through the process of establishing an account on the self-learning platform and accessing the prerequisite online CRPA-Family training modules.

The CTAC-MCTAC Self-Learning Center (hereby referred to as the SLC) houses the CRPA-Family training modules. For any information not found in this guide, please contact the SLC Management Team at lms.info@nyu.edu.

1. Visit lms.ctacny.org
2. Click on *Login/Register here* or the *Login* button on the top right toolbar



3. Login
 - a. To log in, enter the same email address and password that you use to log into the CTAC-MCTAC registration system and proceed to Step 5
 - b. If you do not have a CTAC-MCTAC registration system account, proceed to Step 4



4. Sign Up

- a. Click the *Sign Up* button and you will be directed to the New User Registration form

New User Registration



Please create an account to register for events and trainings. When setting up your account please use your organizational email address and answer all questions carefully. For more information about creating an account or how to use the registration system, click here [linked to document or video tutorial].

First Name

Last Name

Email

Password

Confirm Password

Organization Type

- NYS MH, SUD, Child Welfare Agency Providers ⓘ
 Other/ Government Agency ⓘ

Begin typing the name of your organization and choose from the autocomplete options. If your organization is not listed, hit other and choose "Other NYS serving Agency/Organization".

NYS MH, SUD, Child Welfare Agency Providers

Submit

- b. When looking for your agency, you may select the drop down arrow to search, but we recommend that you begin by typing the name of your agency.

TIPS:

- Type a key component of your name to drill down the list. For example if I worked at Mt. Sinai Hospital, I would type in "Sinai"
- Many times, an agency may use multiple names for services. If your agency's name recently changed, try both names

NOT SURE OF YOUR ORGANIZATION?

If you are an OMH or OASAS licensed or certified county or state agency providing behavioral health services please select from the "NYS MH, SUD, Child Welfare Agency Providers" list. This includes state and county agencies that are providing behavioral health services. All other agencies must choose from the "OTHER/Government Agency" option which lists the following.



“OTHER/Government Agency” Options	
Advocacy Group/ Trade Association	OASAS Government Staff
Consultant	OCFS Government Staff
County Government Staff	OMH Central/Field Office Government Staff
DOH Government Staff	OTHER
DOHMH Government Staff	Other Government Staff
McSilver/MCTAC/CTAC/TTAC affiliated	Other NYS Servicing Agency/Organization
Managed Care Organization (MCO)- Various Listed	

PLEASE NOTE: If your agency is not listed, you may choose “Other/Government Agency” and choose one of the ‘other’ options from the drop down menu. You may choose the unaffiliated “Other” option towards the very end of this drop down list.

Once registration is completed, you will be taken back to the login screen. At this time you will log in using the credentials you’ve just created.

Once you have registered, click on the SLC button on the top left of the toolbar.



My Upcoming Registered Events

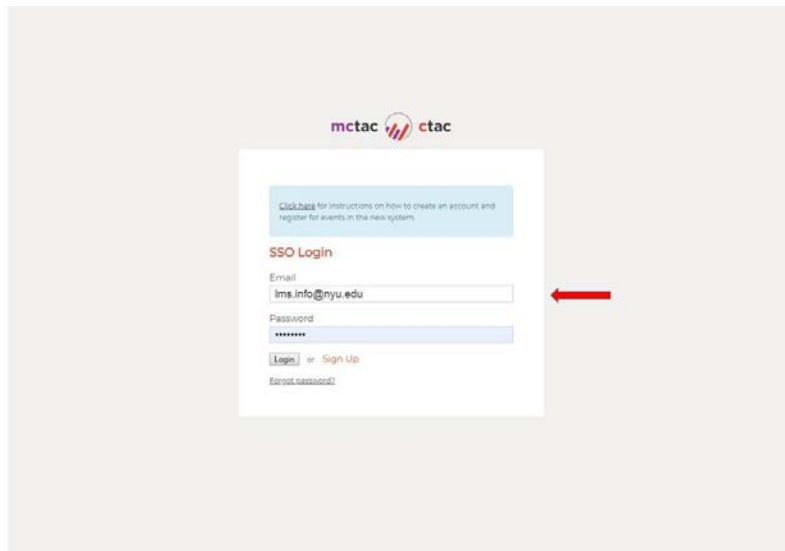
Click the down arrow to see more information. To cancel click down arrow and then unregister.



Tue, Aug 27 2019 **The Out of Office Experience: Strategies and Interventions for Working in the Community** ▼
Location: Webex

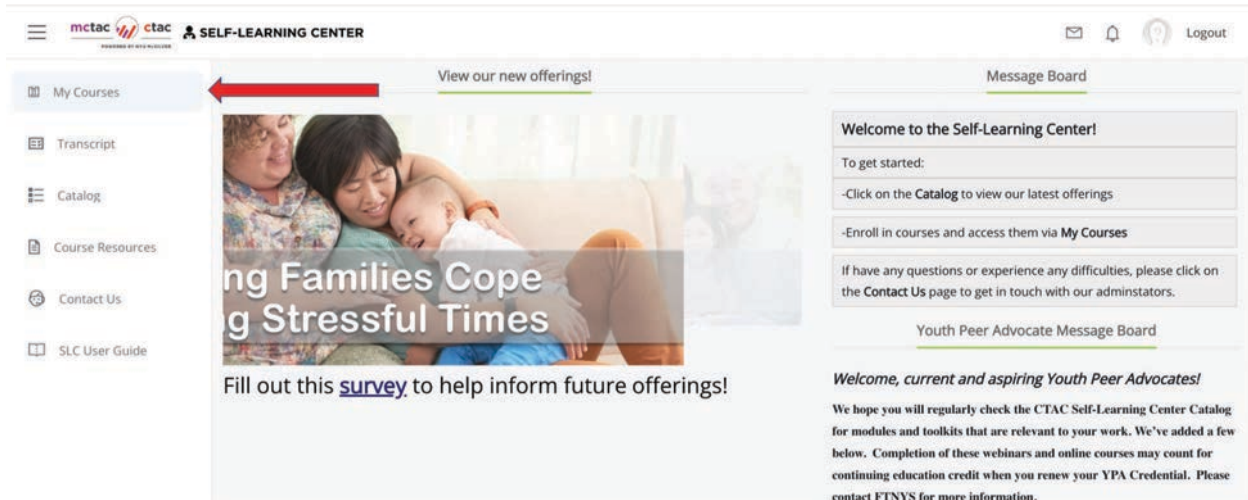


Enter your Email address and password to login.



5. Home

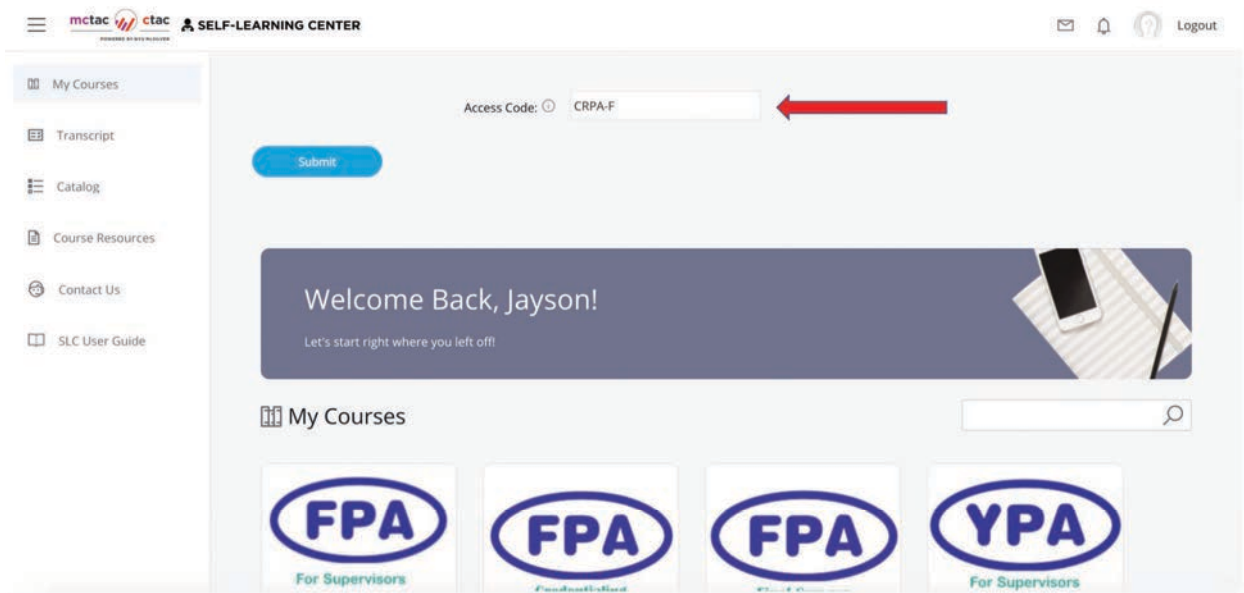
- Once logged in, you will arrive at the homepage
- Click on the My Courses tab on the left toolbar



The screenshot shows the SELF-LEARNING CENTER homepage. The left sidebar has a 'My Courses' tab highlighted with a red arrow. The main content area features a banner for 'Helping Families Cope with Stressful Times' and a 'Message Board' section with a welcome message and instructions.

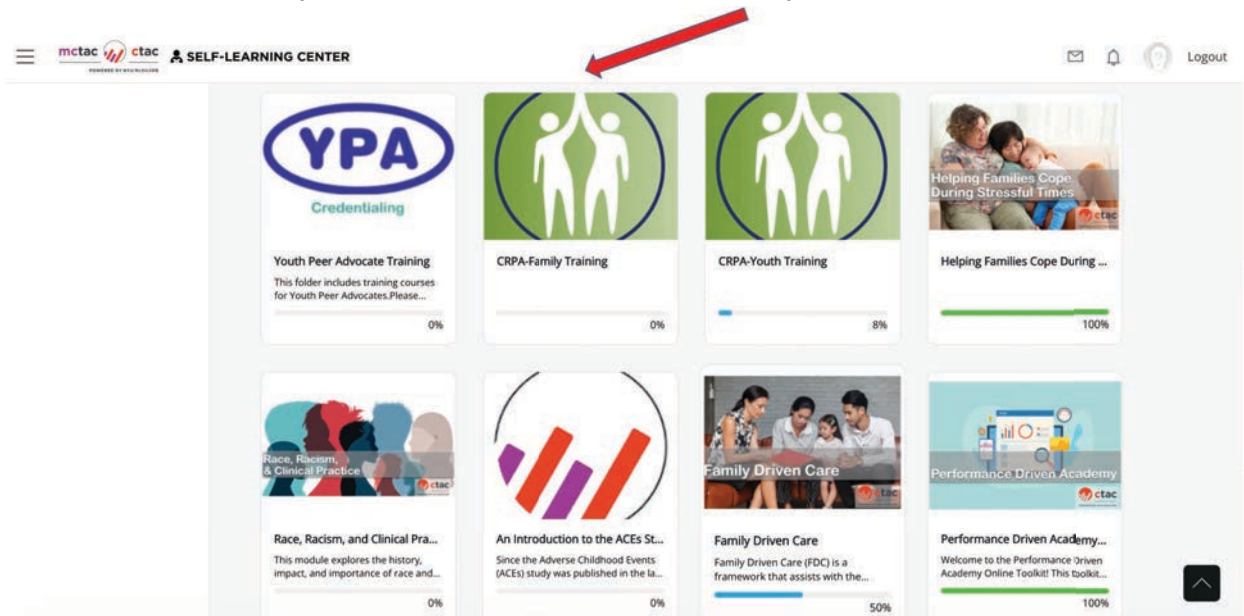
6. Enter the Access Code

- The My Courses tab will house all learning content that you have enrolled in
- Enter the following access code to enroll in the CRPA-Family Course: **CRPA-F**
- **You must enter the access code**
- Click enter
- When you see the notice confirming that the access code was entered correctly, refresh the screen by hitting the "refresh" or "reload" button beside the top web address bar



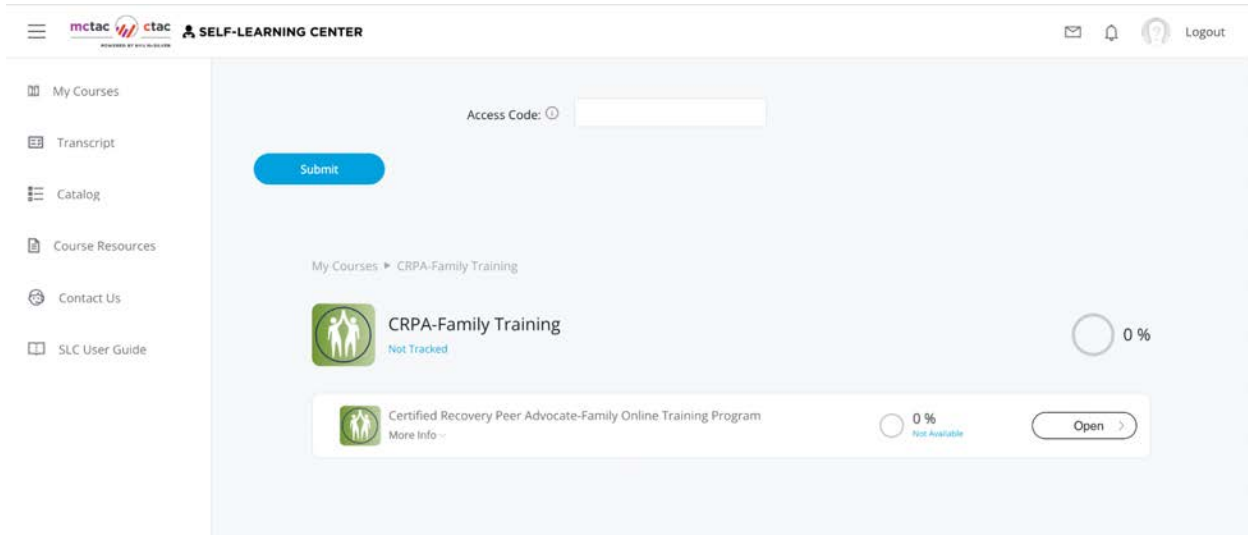
The screenshot shows the 'SELF-LEARNING CENTER' dashboard. At the top left, there are logos for 'mctac' and 'ctac'. A navigation menu on the left includes 'My Courses', 'Transcript', 'Catalog', 'Course Resources', 'Contact Us', and 'SLC User Guide'. In the top right corner, there are icons for email, a bell, a question mark, and a 'Logout' link. The main content area features an 'Access Code' input field containing 'CRPA-F', with a red arrow pointing to it. Below the input field is a blue 'Submit' button. A large banner below the submit button says 'Welcome Back, Jayson!' with the subtext 'Let's start right where you left off!' and an image of a smartphone on a notepad. Below the banner is a 'My Courses' section with a search bar and four course tiles: three labeled 'FPA For Supervisors' and one labeled 'YPA For Supervisors'.

7. Return to the My Courses tab to find the CRPA-Family Course



The screenshot shows the 'My Courses' page. At the top left, there are logos for 'mctac' and 'ctac'. A navigation menu on the left includes 'My Courses', 'Transcript', 'Catalog', 'Course Resources', 'Contact Us', and 'SLC User Guide'. In the top right corner, there are icons for email, a bell, a question mark, and a 'Logout' link. The main content area displays a grid of course tiles. A red arrow points to the 'CRPA-Family Training' tile. The tiles include: 'YPA Credentialing' (0% progress), 'Youth Peer Advocate Training' (0% progress), 'CRPA-Family Training' (0% progress), 'CRPA-Youth Training' (8% progress), 'Helping Families Cope During Stressful Times' (100% progress), 'Race, Racism, and Clinical Practice' (0% progress), 'An Introduction to the ACES Study' (0% progress), 'Family Driven Care' (50% progress), and 'Performance Driven Academy' (100% progress). A back arrow icon is visible in the bottom right corner.

8. Click on the green/white course logo to get started



The screenshot shows the SELF-LEARNING CENTER interface. At the top left, there are logos for mctac and ctac, and the text "SELF-LEARNING CENTER". At the top right, there are icons for email, a bell, a question mark, and a "Logout" link. On the left side, there is a navigation menu with the following items: "My Courses", "Transcript", "Catalog", "Course Resources", "Contact Us", and "SLC User Guide". The main content area features an "Access Code:" label with a circular refresh icon and an empty input field. Below this is a blue "Submit" button. Underneath the button, there is a breadcrumb trail: "My Courses > CRPA-Family Training". The main content area displays two course cards. The first card is for "CRPA-Family Training" with a green icon of two people, a "Not Tracked" status, and a progress indicator showing "0 %". The second card is for "Certified Recovery Peer Advocate-Family Online Training Program" with a green icon of two people, a "More Info" link, a "0 % Not Available" status, and an "Open >" button.

For any technical difficulties accessing your courses, please contact the SLC Management Team at lms.info@nyu.edu.

ASAP-PWI gratefully acknowledges the technical support of the SLC Management Team in bringing you these CRPA-Family training modules. For further information on CRPA-Family, please see <https://www.asapnys.org/certified-recovery-peer-advocate-family/>

Date of this Advisory: August 2022